


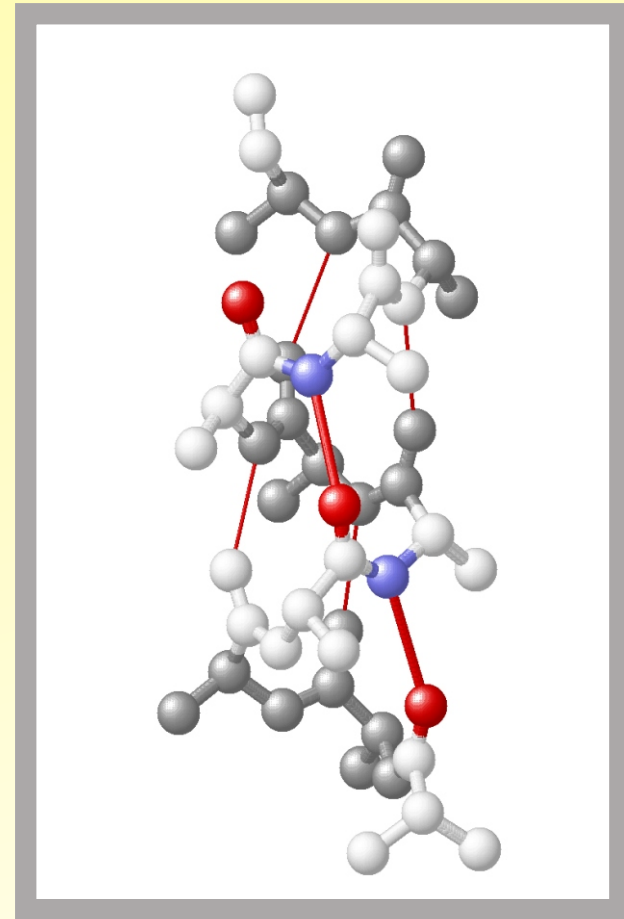
# **Ultrafast Exciton Dynamics in Molecular Systems**

**Volkhard May  
Institute of Physics  
Humboldt-University at Berlin**

## electronic Frenkel-excitons in photosynthetic antenna systems



## vibrational Frenkel- excitons in $\alpha$ -helical polypeptides



- > simulation of femtosecond spectroscopic data
- > stepwise improved description of exciton-vibrational coupling

# **Electronic Frenkel-Excitons**

**Excitation Energy Motion  
in Photosynthetic Antennae**

Understanding femtosecond spectra  
related to excitons in chromophore complexes:

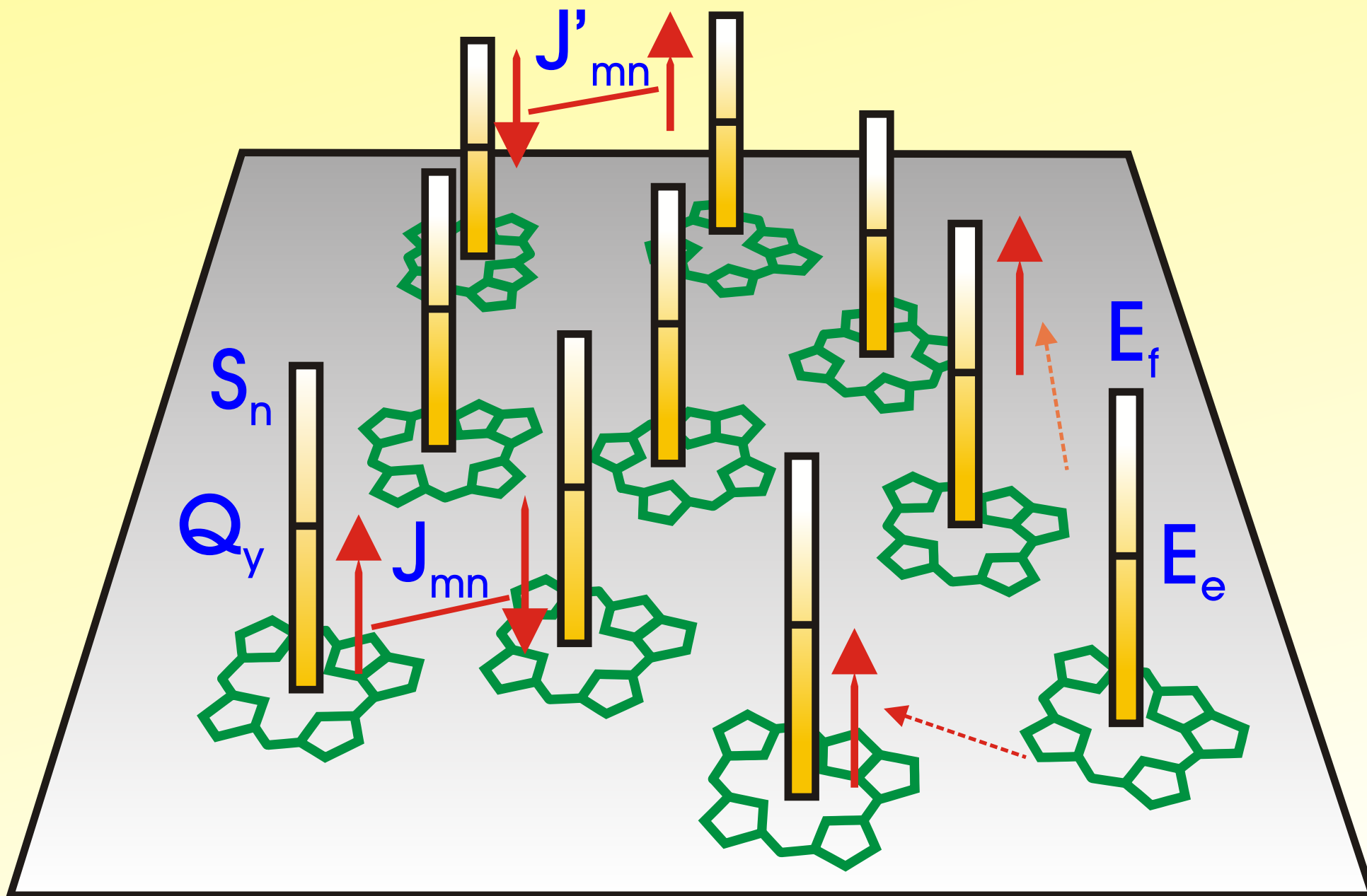
- > **formation of single- and two-exciton states**
- > **electronic excitation energy dissipation**
- > **presence of static disorder**

*ab initio* description of the single-exciton states  
possible (Schulten, 1998, ...)

description of all other effects requires the  
introduction of certain **models**




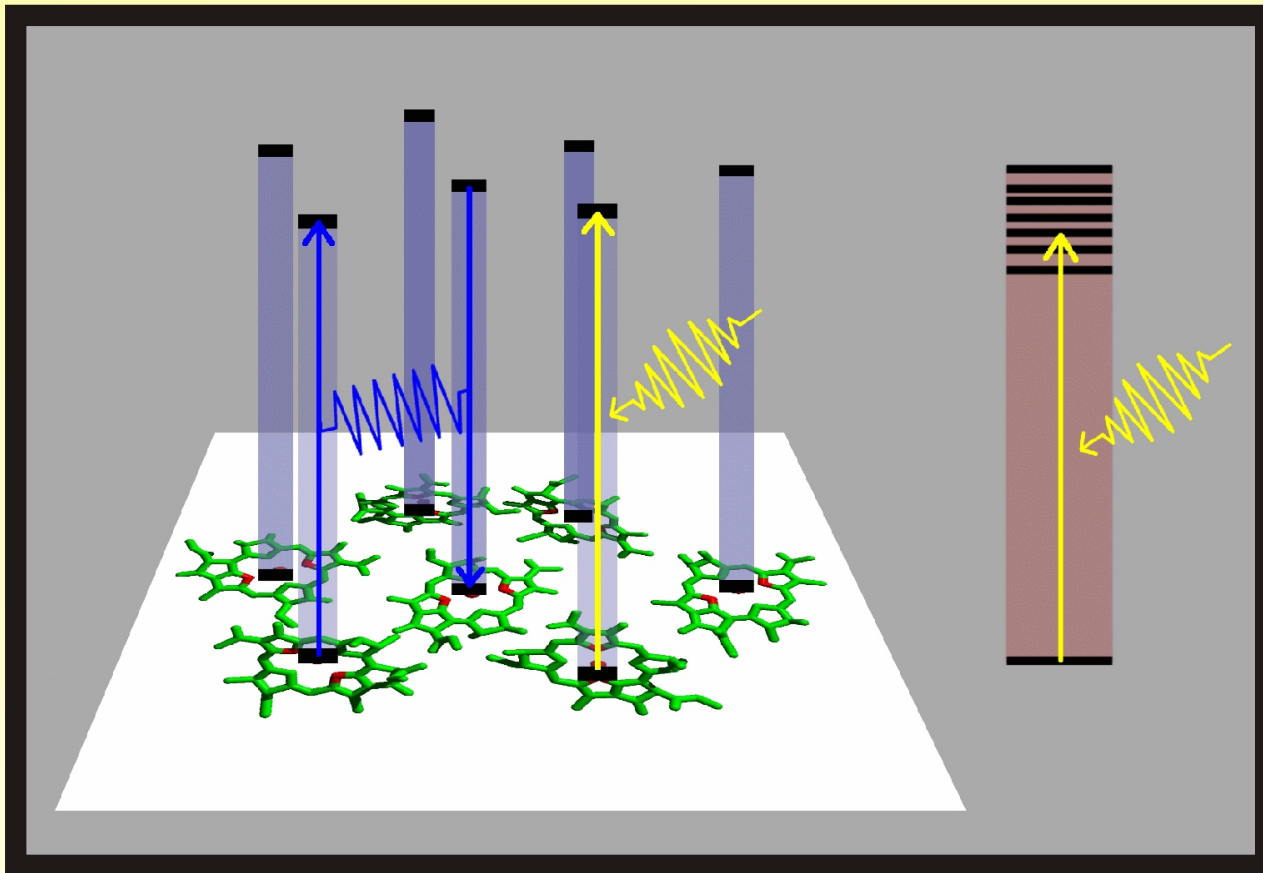
# Electronic Level Scheme

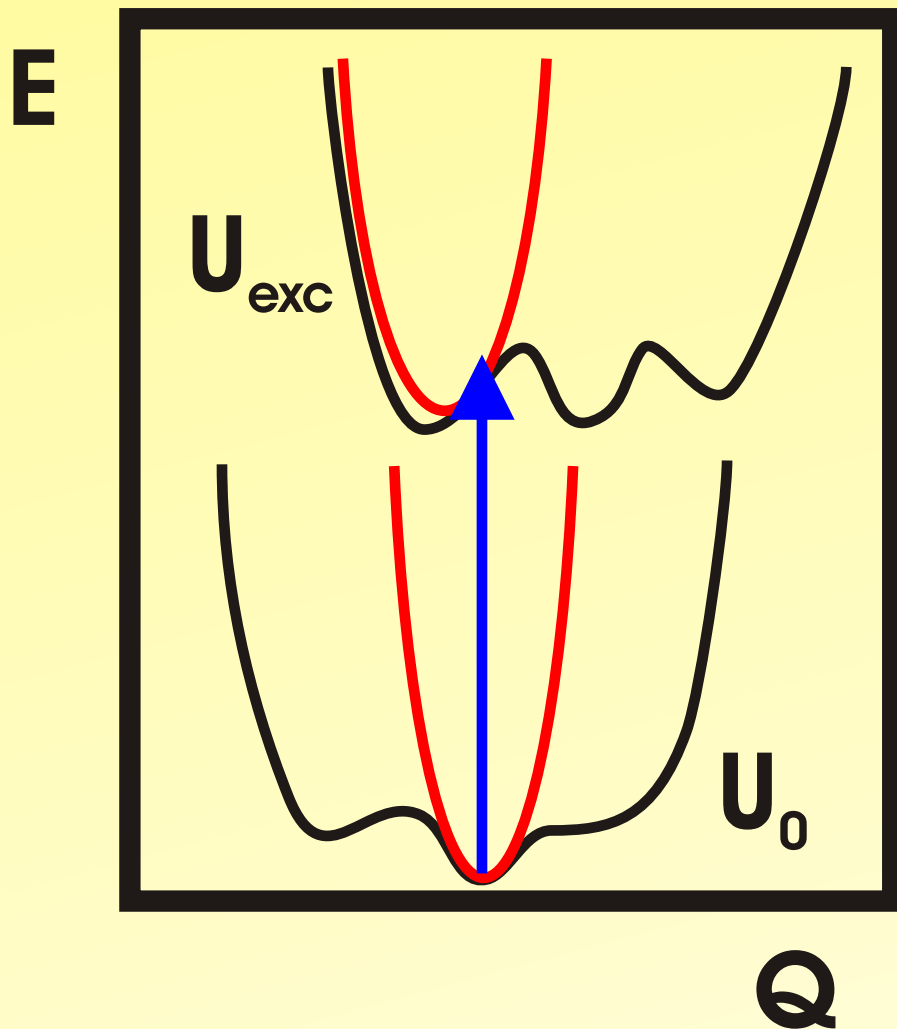


# Introduction of Delocalized Exciton States

$$|\alpha\rangle = \sum_m C_\alpha^{(1)}(m) |\phi_{me}\rangle$$

$$|\tilde{\alpha}\rangle = \sum_m C_{\tilde{\alpha}}^{(2)}(m) |\phi_{mf}\rangle + \sum_{m,n} C_{\tilde{\alpha}}^{(2)}(m,n) |\phi_{me,ne}\rangle$$





Harmonic approximation for the vibrational motion

$$H_{\text{ex-vib}} \approx \sum_{\alpha, \beta} \sum_{\xi} \hbar \omega_{\xi} g_{\alpha, \beta}(\xi) Q_{\xi} |\alpha\rangle \langle \beta|$$

# Multiexciton Density Matrix Theory

second-order perturbation theory with  
respect to the exciton-vibrational coupling

$J >$

## Projection superoperator

$$\mathcal{P} \dots = \hat{r}_0^{(\text{eq})} \text{tr}_{\text{vib}} \{ \dots \}$$

$$\hat{\rho}(t) = \text{tr}_{\text{vib}} \{ \hat{W}(t) \}$$

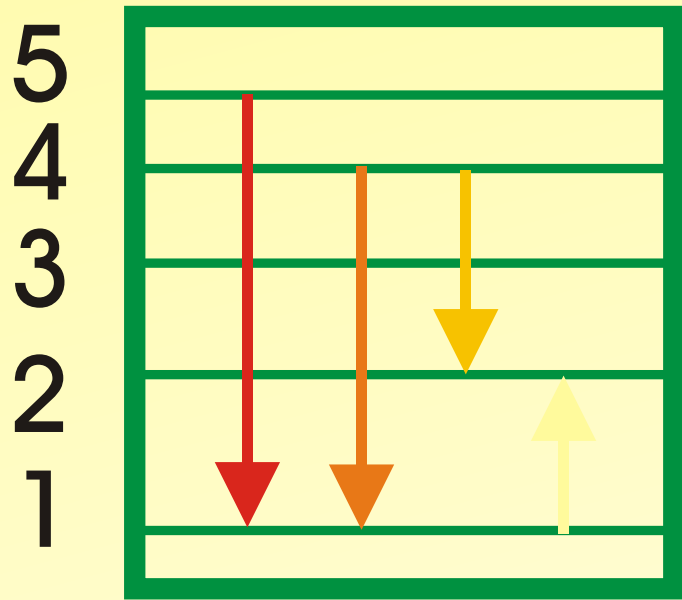
## Multiexciton density operator

## Single-exciton density matrix equations

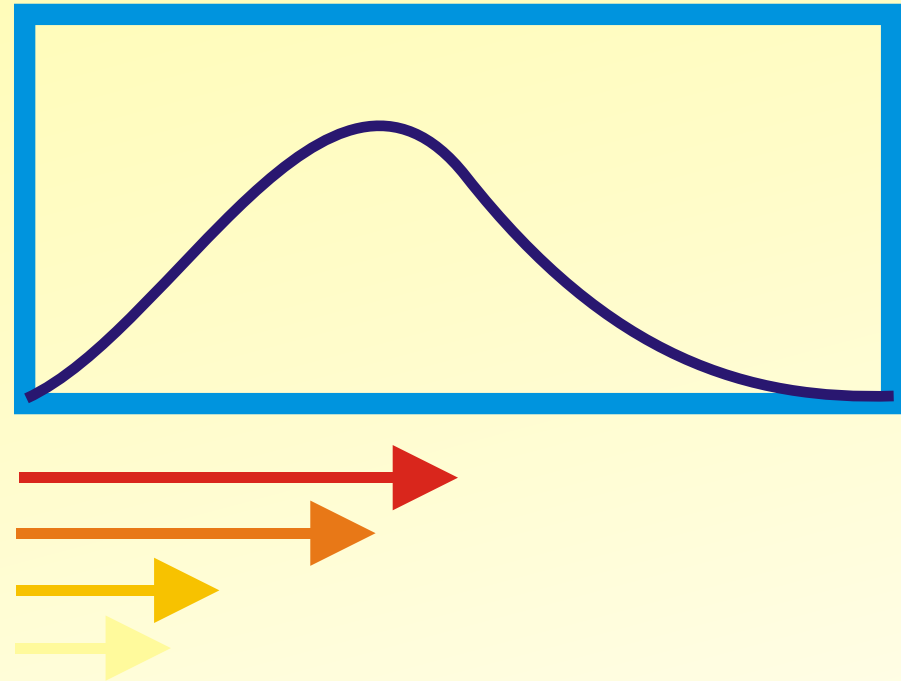
$$\begin{aligned} \frac{\partial}{\partial t} \rho_{\alpha\beta} = & -i\Omega_{\alpha\beta} \rho_{\alpha\beta} + \delta_{\alpha\beta} \sum_{\gamma} (-k_{\alpha \rightarrow \gamma} \rho_{\alpha\alpha} + k_{\gamma \rightarrow \alpha} \rho_{\gamma\gamma}) \\ & - (1 - \delta_{\alpha\beta}) (\Gamma_{\alpha} + \Gamma_{\beta}) \rho_{\alpha\beta} + \frac{i}{\hbar} E(t) (d_{\alpha} \rho_{0\beta} - d_{\beta}^* \rho_{\alpha 0}) \end{aligned}$$

# Exciton Relaxation and the Spectral Density

energy

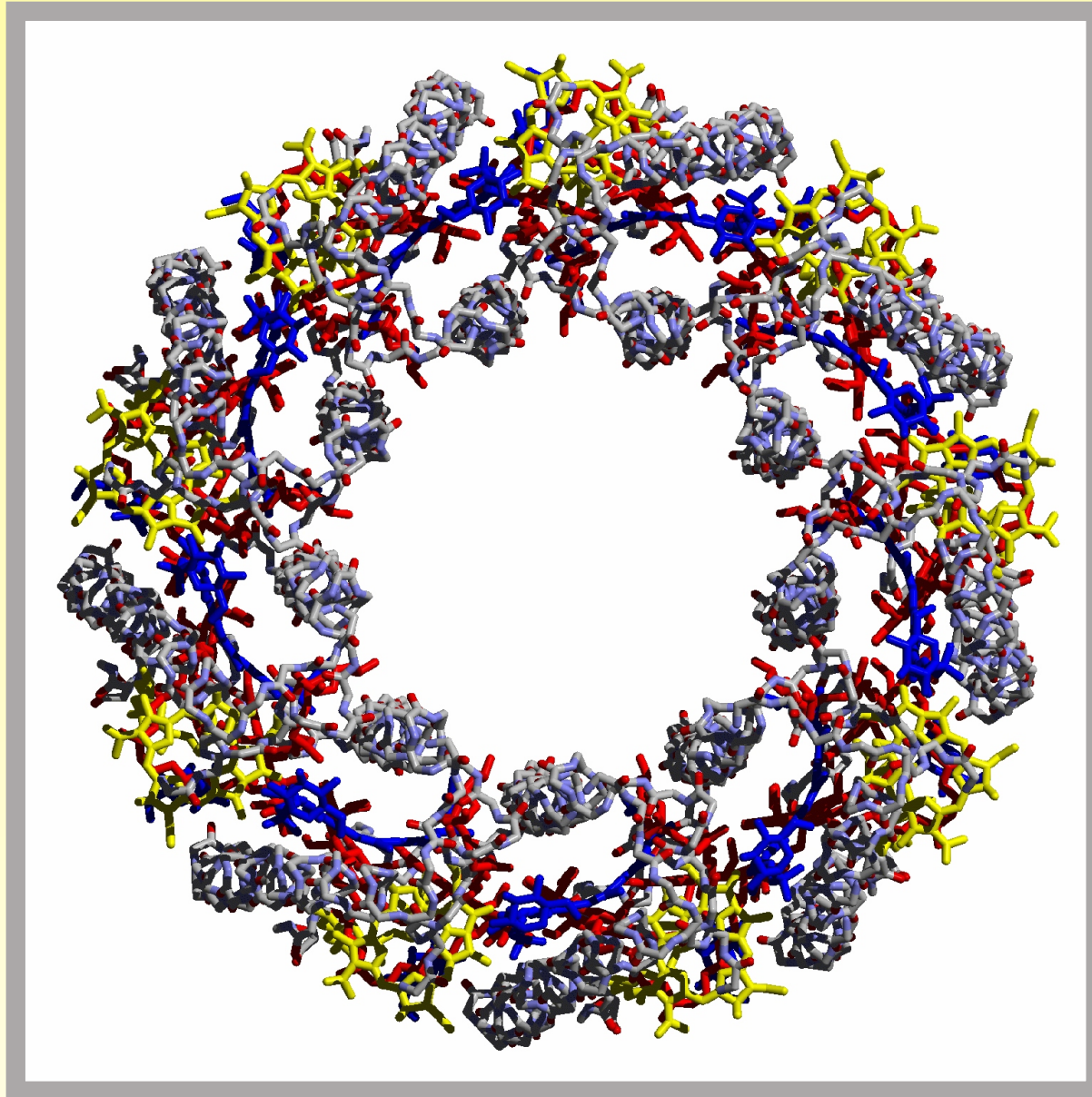


spectral density



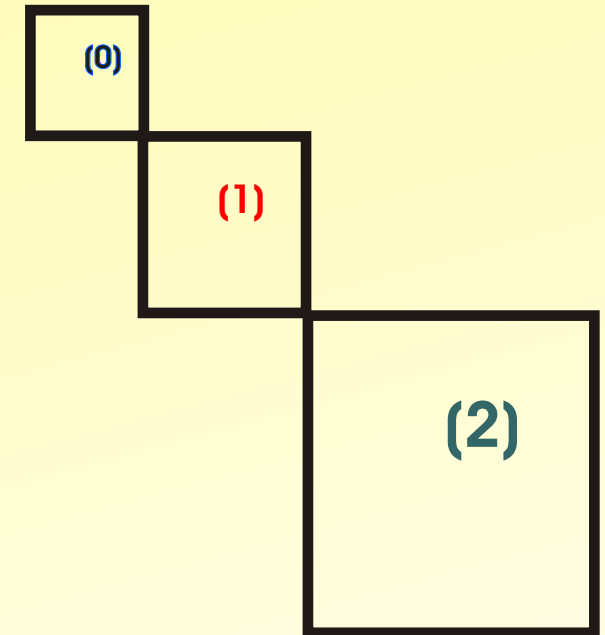
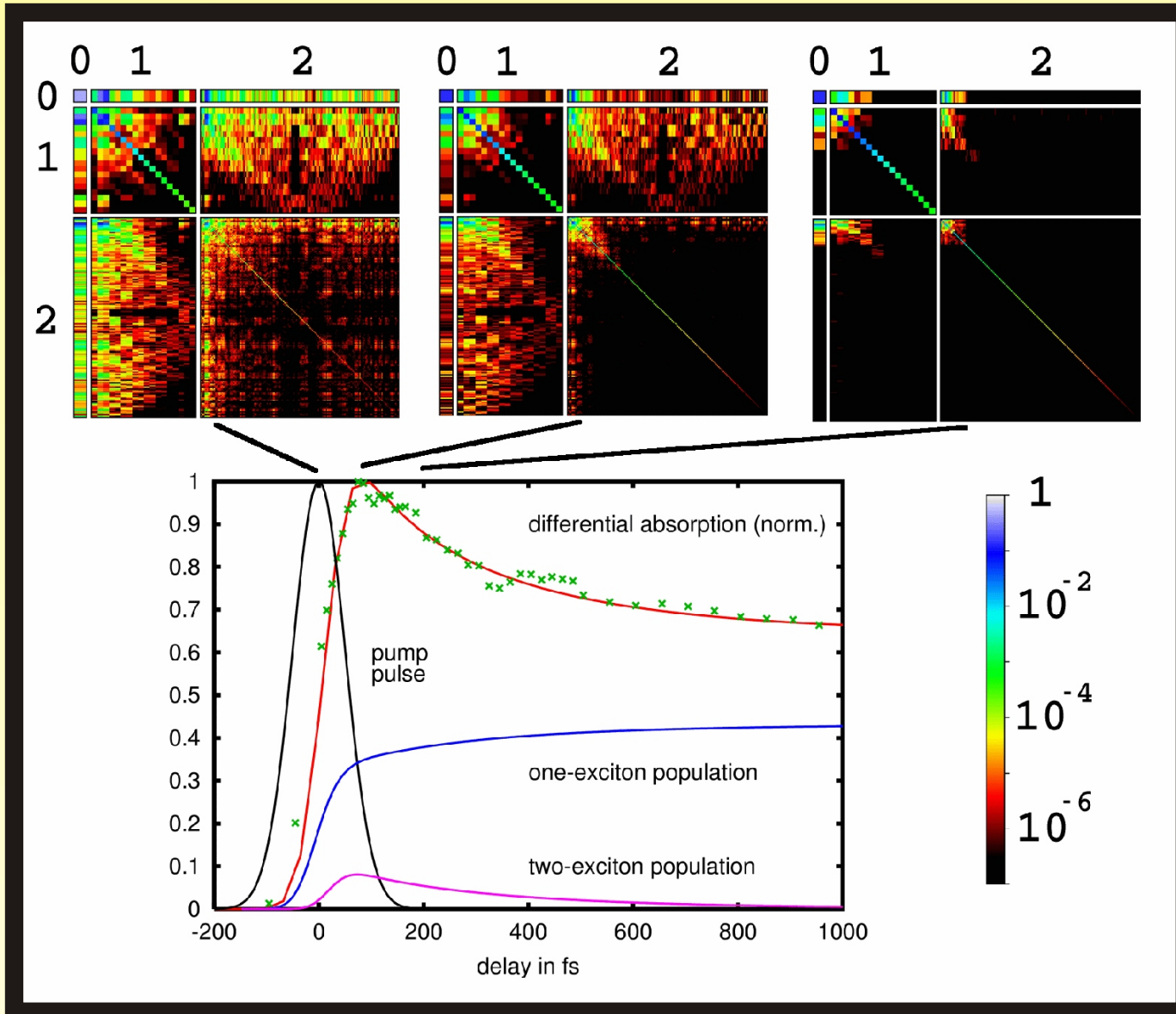
$$k_{\alpha \rightarrow \beta} = 2\pi\Omega_{\alpha\beta}^2(1 + n(\Omega_{\alpha\beta})) \sum_m |C_{\alpha}(m)C_{\beta}(m)|^2 [J_m(\Omega_{\alpha\beta}) - J_m(-\Omega_{\alpha\beta})]$$

# Lh2 of Purple Bacteria





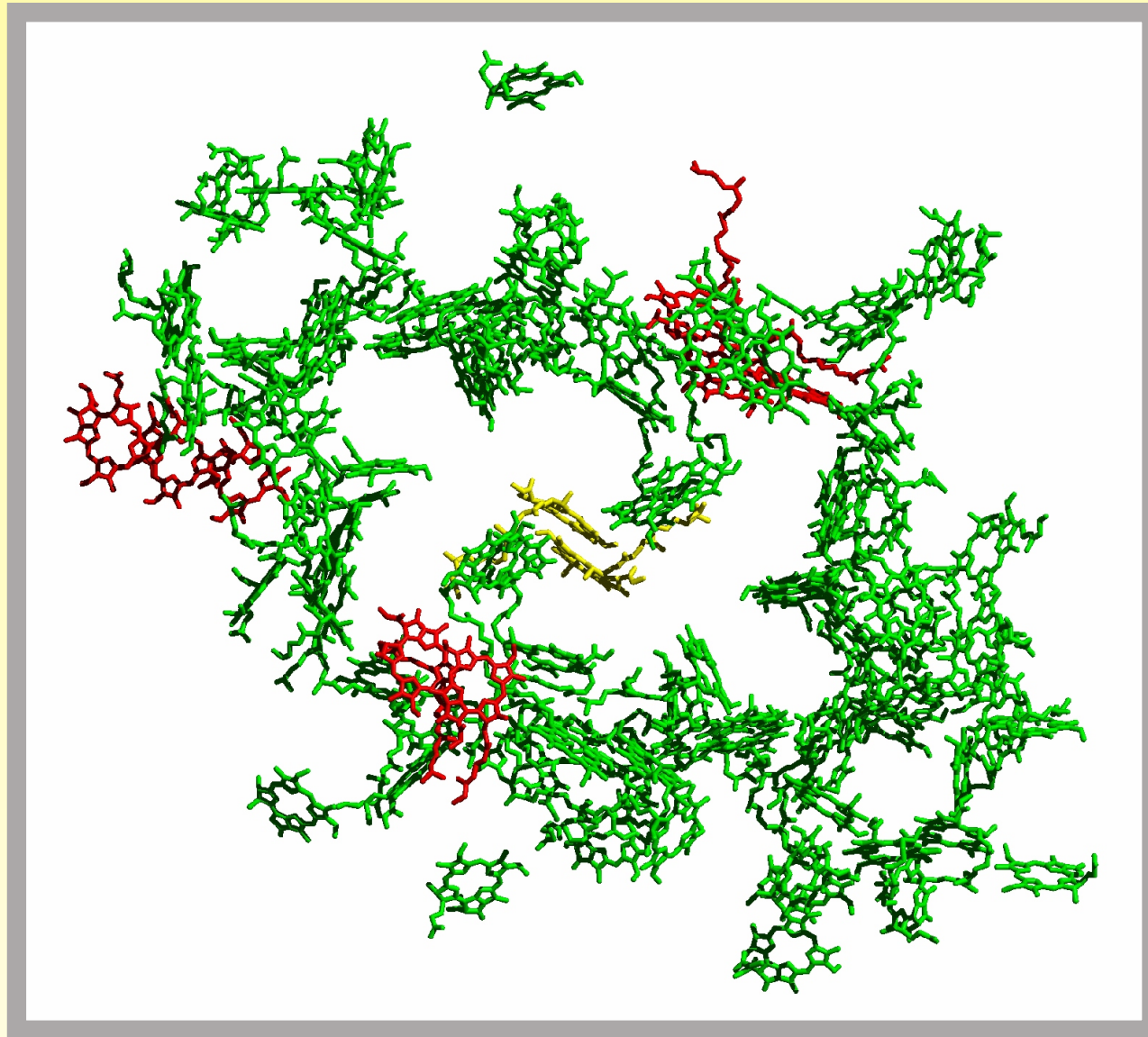
# Multiexciton Dynamics and Transient Absorption of the Lh2



B. Brüggemann  
and V. M., JCP 120,  
2325 (2004)

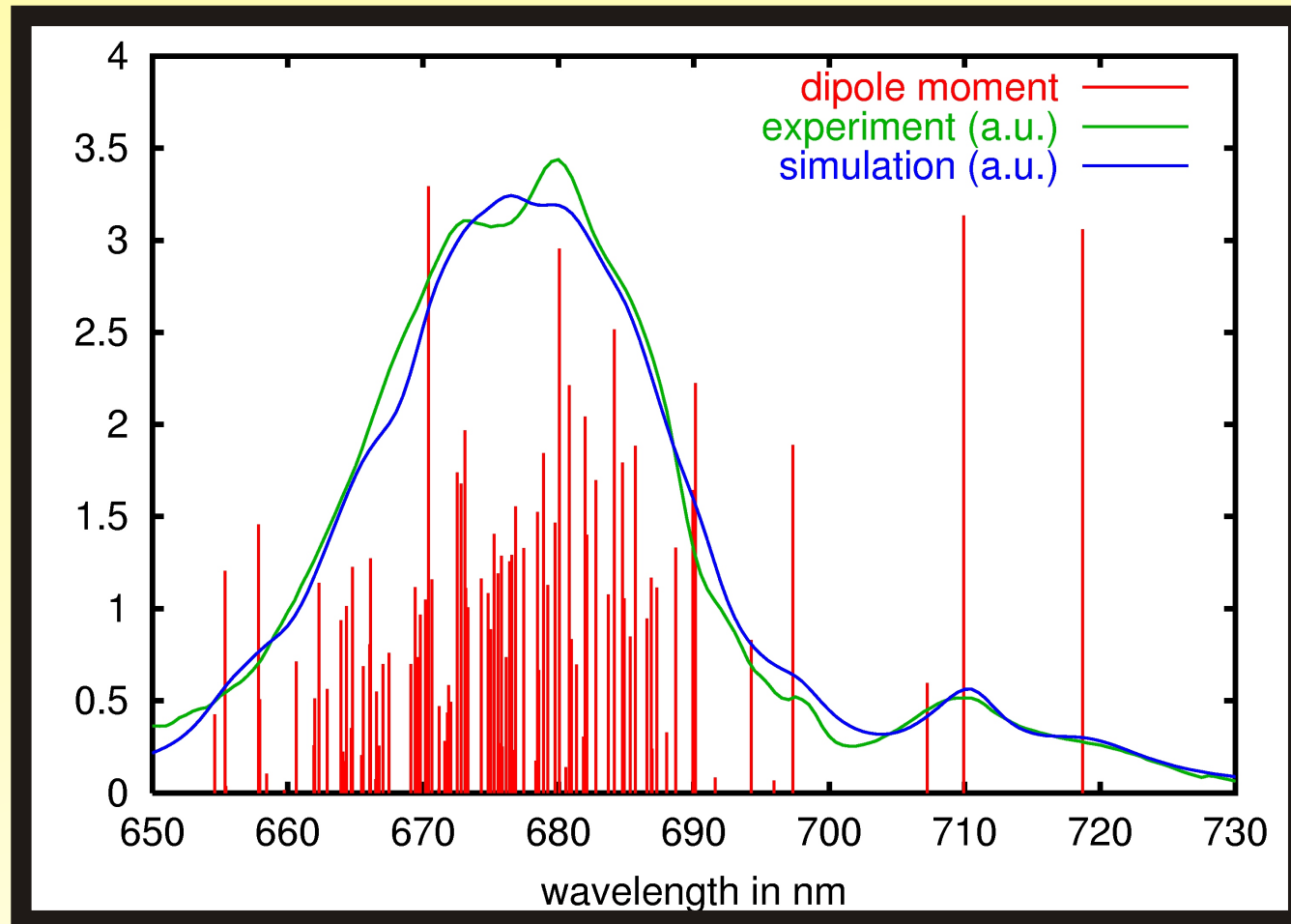


# Spatial arrangement of the Chls in the monomeric Ps1 complex of *Synechococcus elongatus*



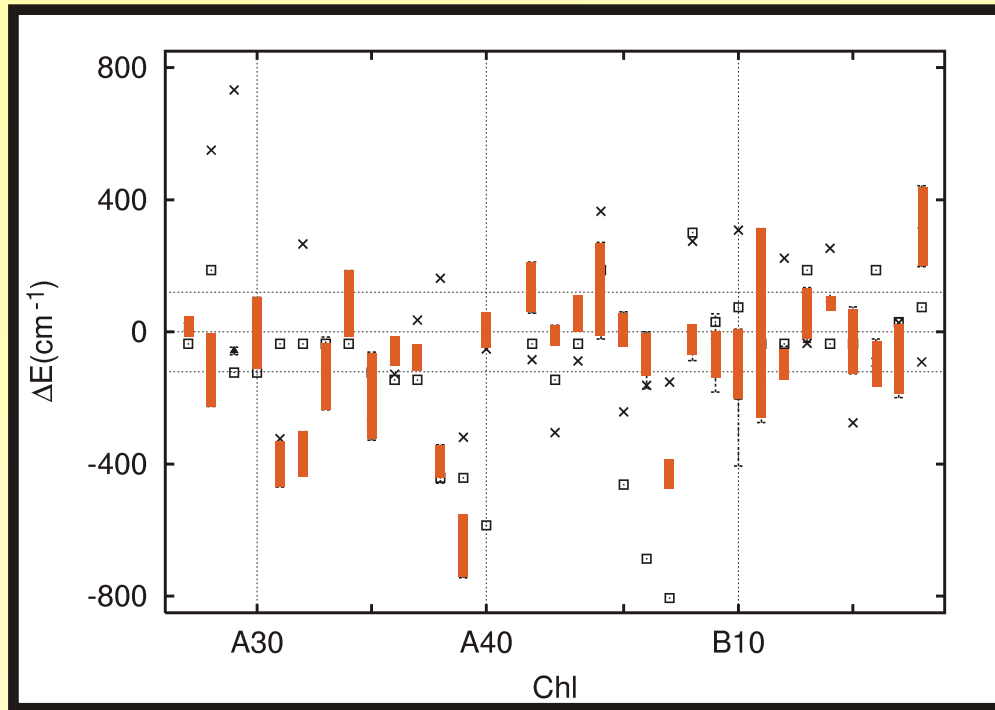
# Linear Absorption of the Ps1 Complex

$$A(\omega) \sim \sum_{\alpha} |d_{\alpha}|^2 \frac{\Gamma_{\alpha}}{(\omega - \Omega_{\alpha})^2 + \Gamma_{\alpha}^2}$$

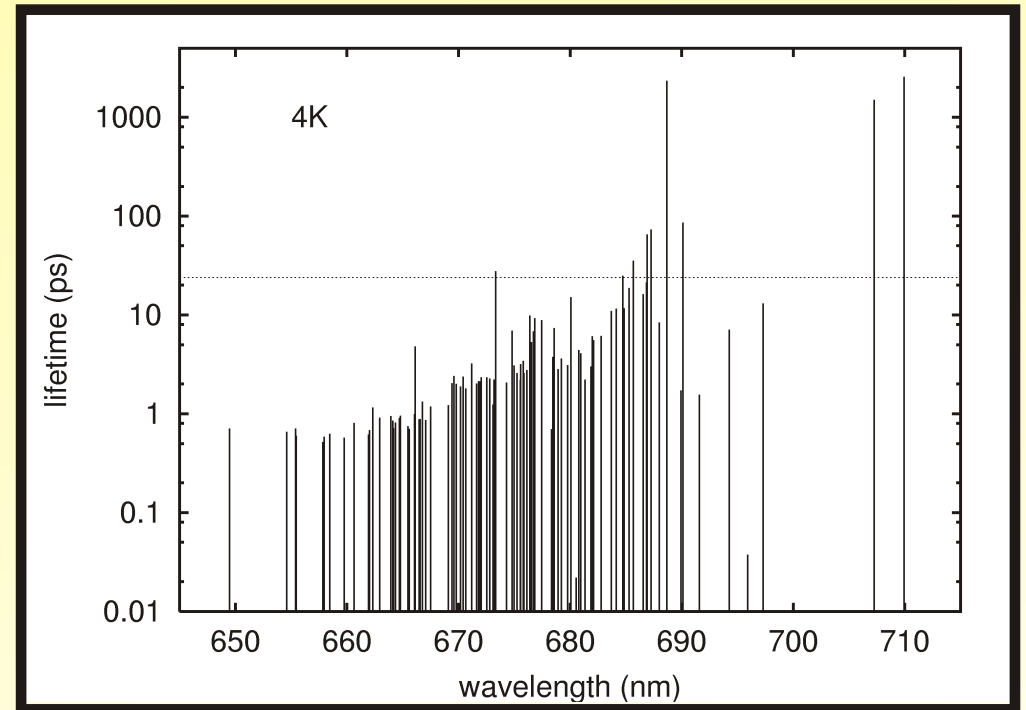


B. Brüggemann, K. Sznee, V. Novoderezhkin, R. van Grondelle,  
and V. M., JPC B 108, 13563 (2004)

## Distribution of site-energies (local $Q_y$ Chl excitations)



## Inverse exciton dephasing rates (life times) versus wavelength

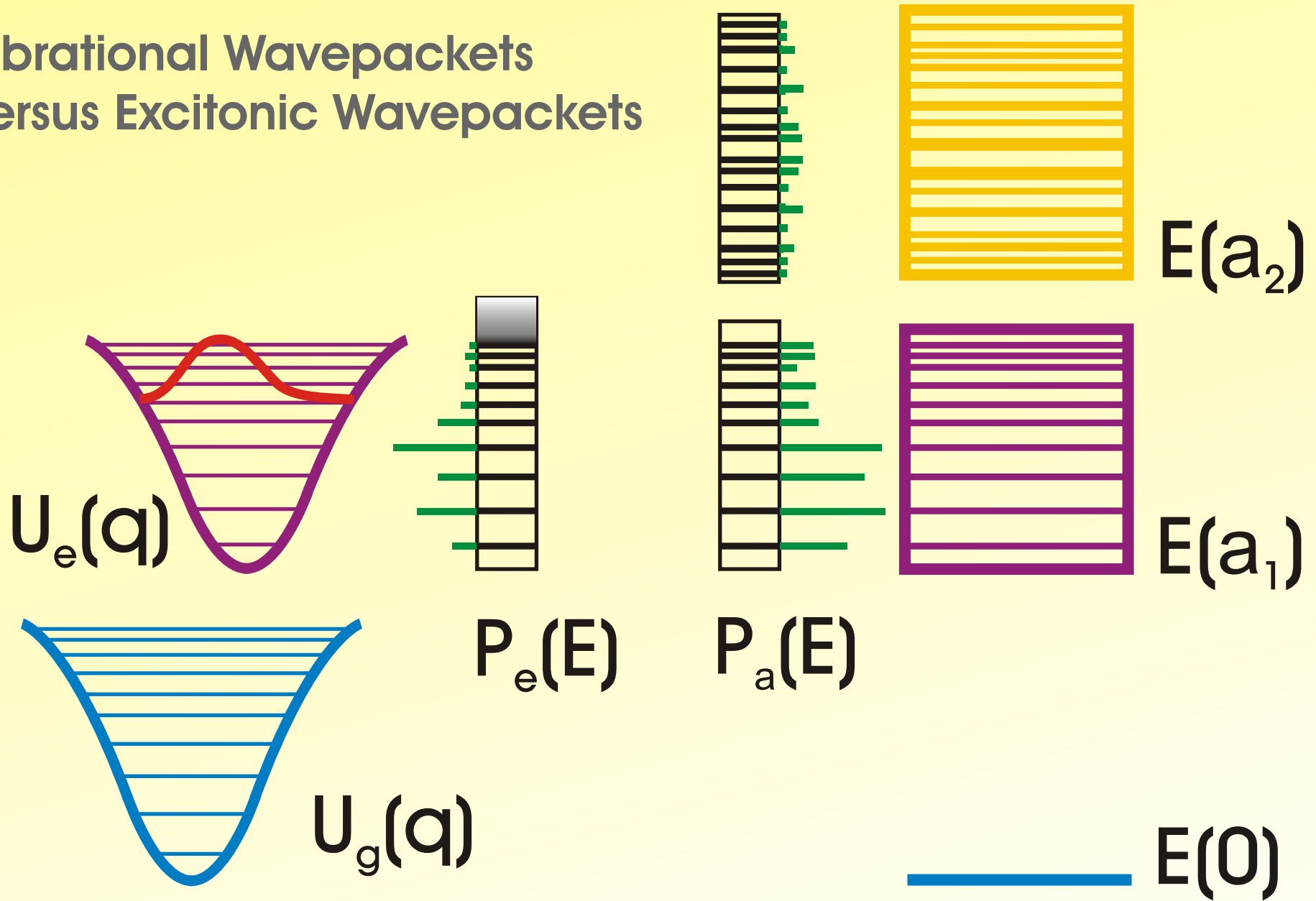


**error bars: this work**  
**squares: Byrdin et al. (2002)**  
**crosses: Damjanovich et al. (2002)**

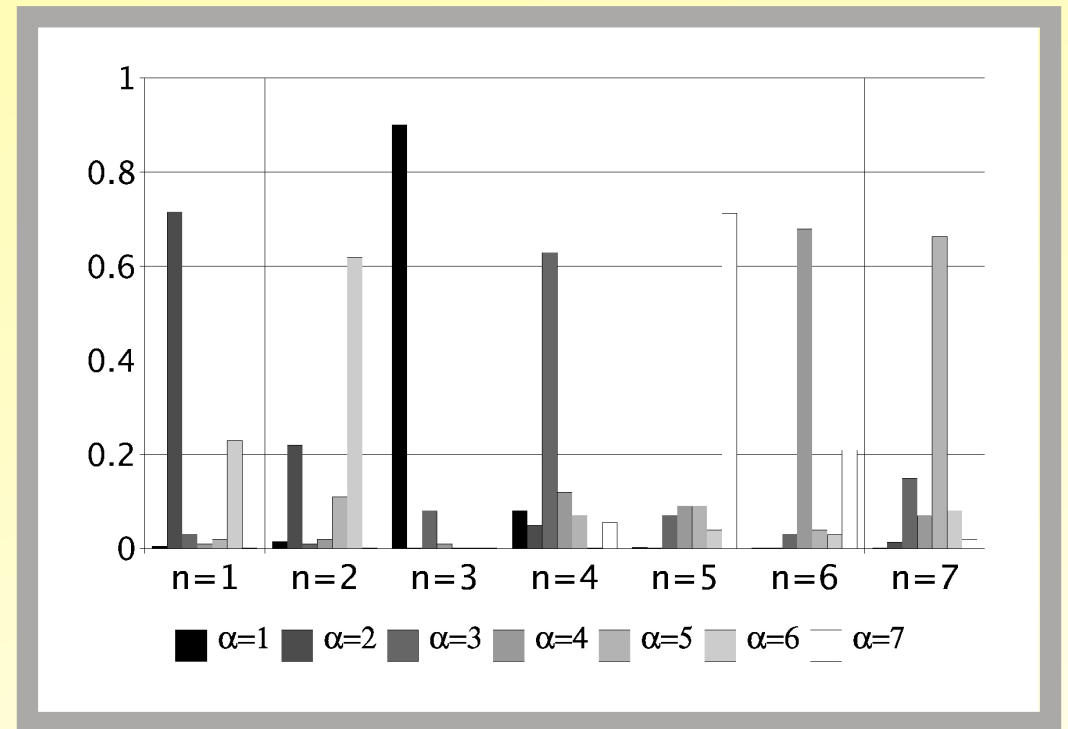
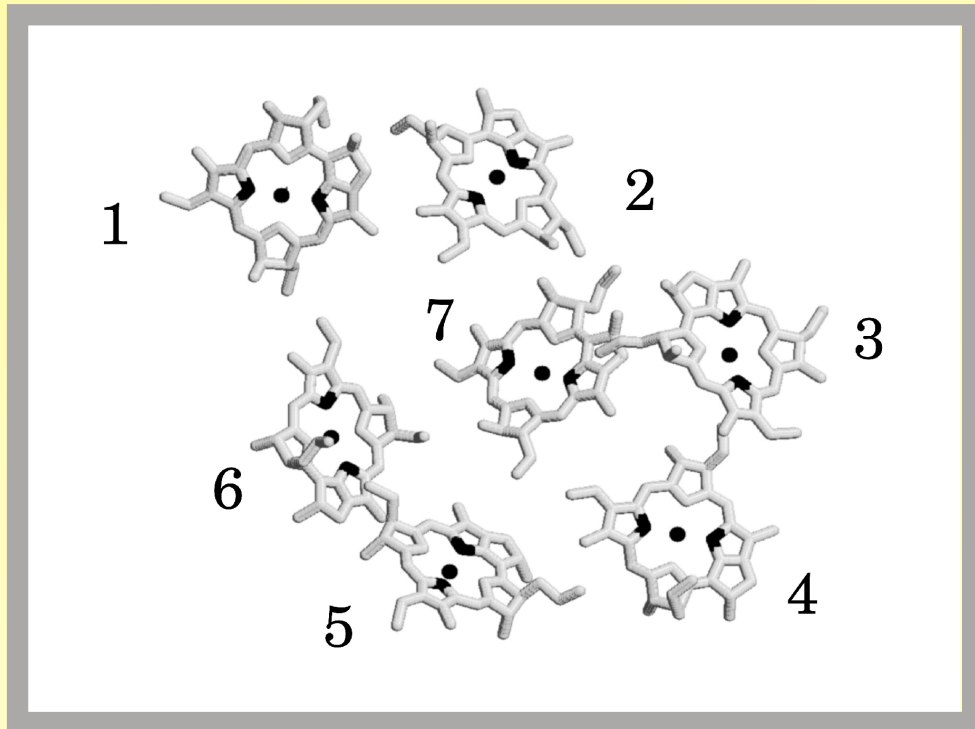
# Fs-Laser Pulse Control of Exciton Dynamics

- > spatial localization of excitation energy
- > study of different relaxation pathways

# Vibrational Wavepackets versus Excitonic Wavepackets

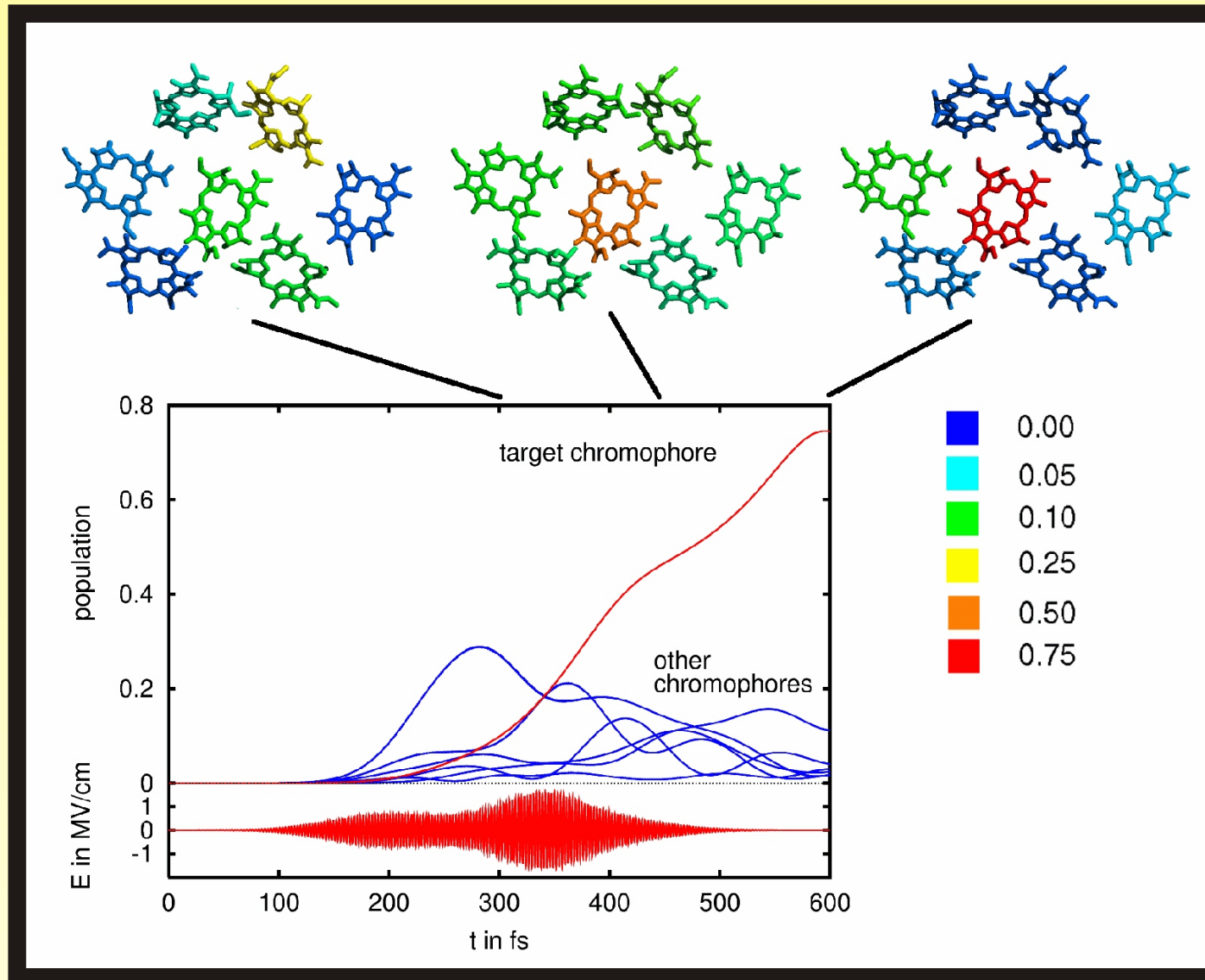


# Monomeric Structure of the FMO Complex and Distribution of Exciton Expansion Coefficients



$$|\phi_{me}\rangle = \sum_{\alpha} C_{\alpha}^{(1)*}(m) |\alpha\rangle$$

# Laser Pulse Excitation Energy Localization in the FMO-Complex



Optimal  
Control  
Theory

$$J(t_f; \mathbf{E}) = \text{tr}_{\text{mx}} \{ \hat{\rho}(t_f; \mathbf{E}) \hat{\Pi}_{\text{tar}} \} - \frac{\lambda}{2} \int_{t_0}^{t_f} dt \mathbf{E}^2(t)$$

B. Brüggemann, and V. M., JPC B 108, 10529 (2004)

# Beyond Weak Exciton-Vibrational Coupling

Exciton Polaron States -> Timpmann, Rätsep, Hunter and Freiberg,  
JPC B 108, 10581 (2004)



# Perturbation theory with respect to the electronic inter-chromophore coupling

$$\mathcal{P} \dots = \sum_m \hat{r}_m^{(\text{eq})} \hat{\Pi}_m \text{tr}\{\hat{\Pi}_m \dots\} \quad \hat{\Pi}_m = |\phi_{me}\rangle \langle \phi_{me}|$$

Projection  
superoperator

## Generalized rate equations

$$\frac{\partial}{\partial t} P_m(t) = \sum_n \int d\tau K_{mn}(\tau) P_n(t - \tau) \quad K_{mn}(t) = -\Theta(t) \text{tr}\{\hat{\Pi}_m \mathcal{J} \tilde{U}(t) \mathcal{J} \hat{r}_n^{(\text{eq})} \hat{\Pi}_n\}$$

second-order  
rates ->  
Förster theory

$$k_{m \rightarrow n} = \frac{|J_{mn}|^2}{\hbar^2} \int dt \text{tr}_{\text{vib}} \{ \hat{r}_m^{(\text{eq})} e^{iH_m t/\hbar} e^{-iH_n t/\hbar} \}$$

fourth-order rates -> **Kakitani, Kimura, Sumi,  
JPC B 103, 3720 (1999)**

# Introduction of Excitonic Potential Energy Surfaces

$$U_{\alpha}(Q) = \hbar\Omega_{\alpha} - \sum_{\xi} \hbar\omega_{\xi} g_{\alpha\alpha}^2(\xi) + \sum_{\xi} \frac{\hbar\omega_{\xi}}{4} (Q_{\xi} + 2g_{\alpha\alpha}(\xi))^2$$

$$\mathcal{H}_1 = \sum_{\alpha,\beta} (\delta_{\alpha,\beta} (T_{\text{vib}} + U_{\alpha}) + (1 - \delta_{\alpha,\beta}) \sum_{\xi} \hbar\omega_{\xi} g_{\alpha\beta}(\xi) Q_{\xi}) |\alpha\rangle\langle\beta|$$

**Perturbation theory with respect to the off-diagonal exciton-vibrational coupling**

# Linear Absorption

$$A(\omega) \sim \sum_{\alpha} |d_{\alpha}|^2 e^{-G_{\alpha}(0)} \int dt e^{i(\omega - \Omega_{\alpha} - \lambda_{\alpha})t + G_{\alpha}(t)}$$

$$G_{\alpha}(t) = \sum_{\xi} g_{\alpha\alpha}^2(\xi) ([1 + n(\omega_{\xi})] e^{-i\omega_{\xi}t} + n(\omega_{\xi}) e^{i\omega_{\xi}t})$$

$$\lambda_{\alpha} = \sum_{\xi} \omega_{\xi} g_{\alpha\alpha}^2(\xi)$$

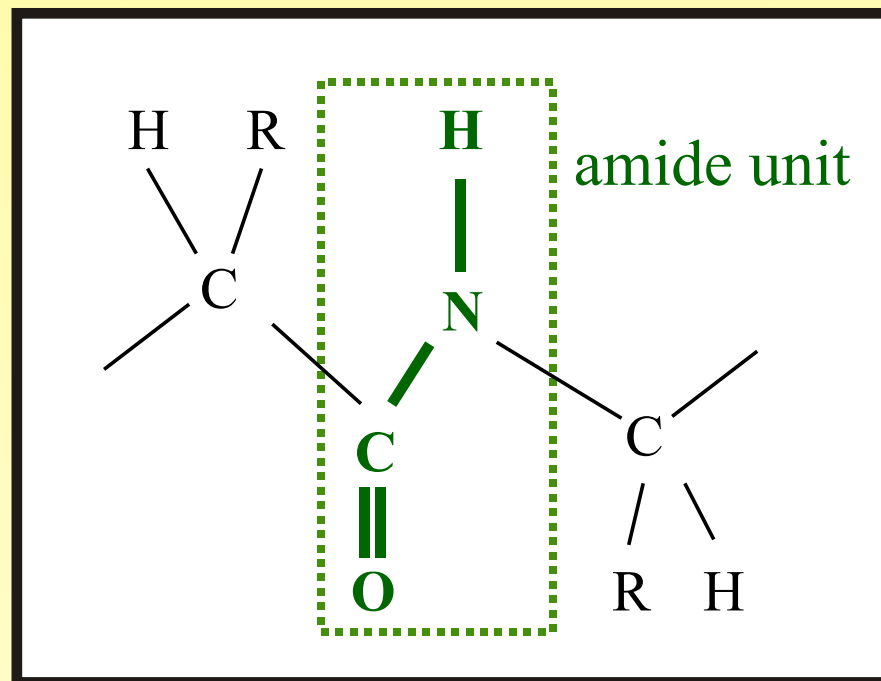
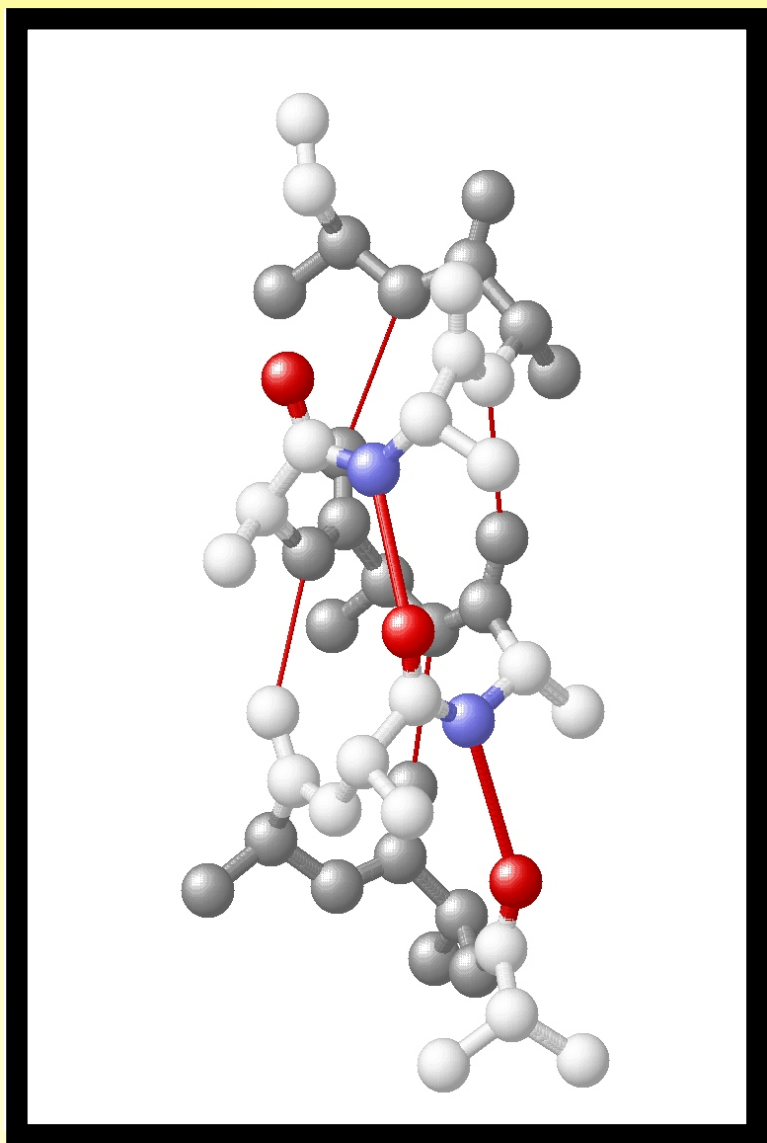
**description of pump-probe spectra**

- > **Zhang, Meier, Chernyak, Mukamel, JCP 108, 7763 (1998)**
- > **Novoderezhkin, Palacios, van Amerongen, van Grondelle JPC B 108, 10363 (2004)**

# Vibrational Frenkel-Excitons

## Self-Trapping of Excitation Energy in $\alpha$ -Helices

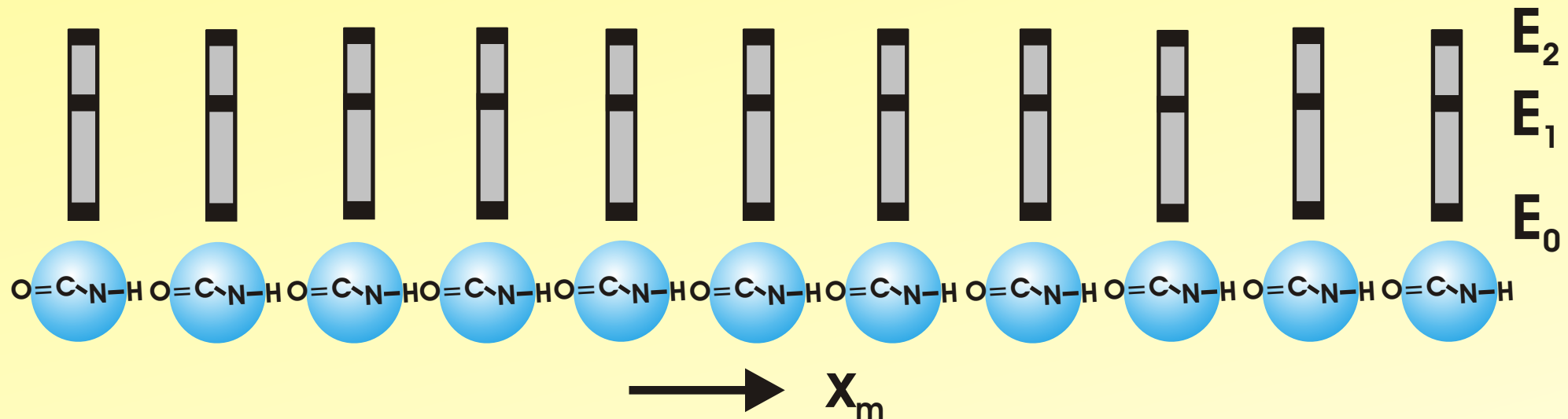
**exact description of the  
exciton-vibrational quantum dynamics**



recent experiments on  
poly- $\alpha$ -benzyl-L-glutamate helices:  
**Edler, Pfister, Pouthier, Falvo and Hamm,  
PRL 93, 106405 (2004)**

recent theory on two-vibron  
self-trapping:  
**Pouthier, Phys. Rev. E 68, 021909 (2003)**

# Three-level model of a hydrogen bonded elastic chain



- > local high-frequency peptide group oscillations
- > first and second excited local oscillator states
- > coupling  $J$  of different chain units via transition dipoles
- > modulation of local oscillator energies by chain vibrations

$$H_{\text{ex-vib}} = \frac{1}{2} \chi \sum_m q_m^2 (x_{m+1} - x_{m-1})$$

## Chain ground-state



## Self-trapped single- and double-excited states



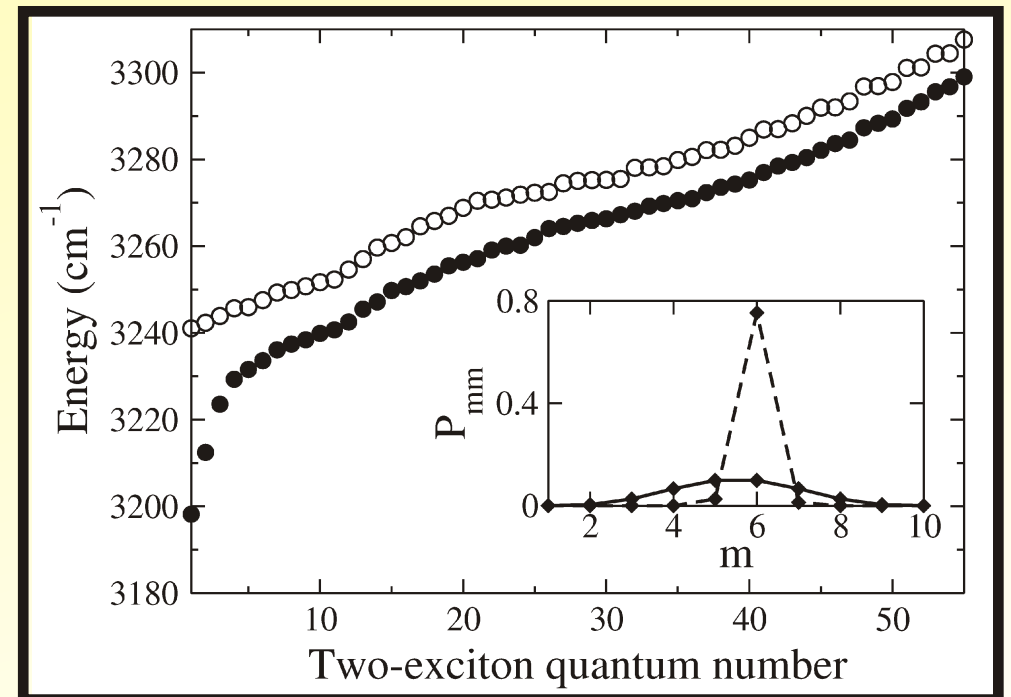
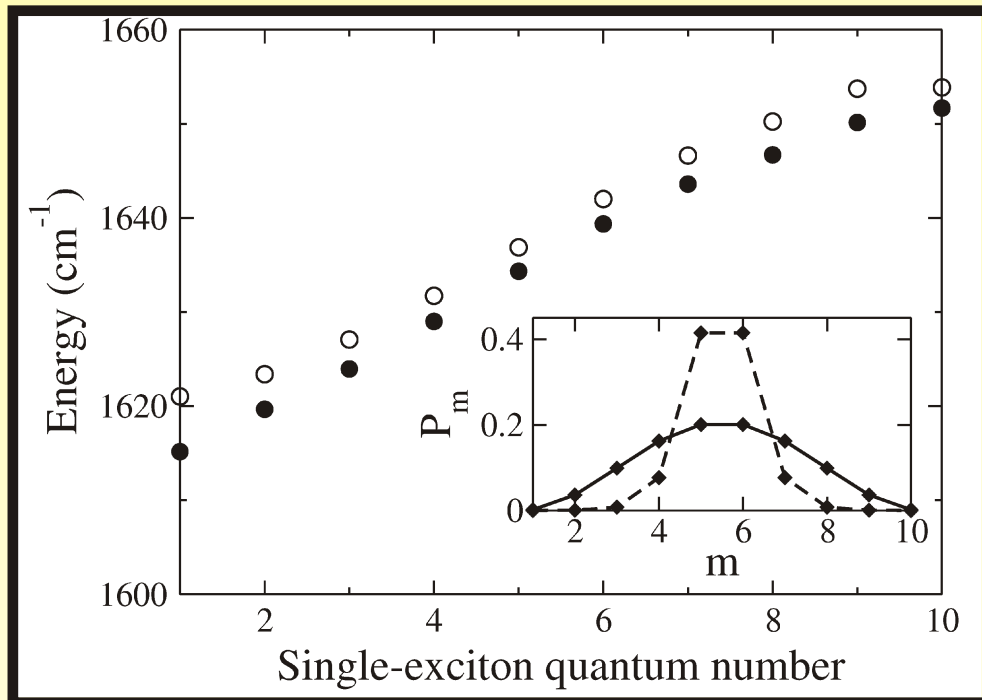
## Introduction of quantum mechanical superposition states



# Amide1 adiabatic exciton levels

$$|\Phi_\alpha(x)\rangle = \sum_m C_\alpha(m; x) |\phi_m\rangle$$

chain of 10 peptide groups



D. Tsvilin and V. M., CPL 408, 360 (2005)



# Quantum dynamics of the exciton chain-vibrational motion

$$|\Psi(t)\rangle = \psi_0(x, t)|0\rangle + \sum_m \psi_m(x, t)|\phi_m\rangle + \sum_{m,n} \psi_{mn}(x, t)|\phi_{mn}\rangle$$

multi-excitation  
expansion of the  
wavefunction

$$i\hbar \frac{\partial}{\partial t} \psi_0(x, t) = \langle 0|H|0\rangle \psi_0(x, t)$$

$$i\hbar \frac{\partial}{\partial t} \psi_m(x, t) = \sum_n \langle \phi_m|H|\phi_n\rangle \psi_n(x, t)$$

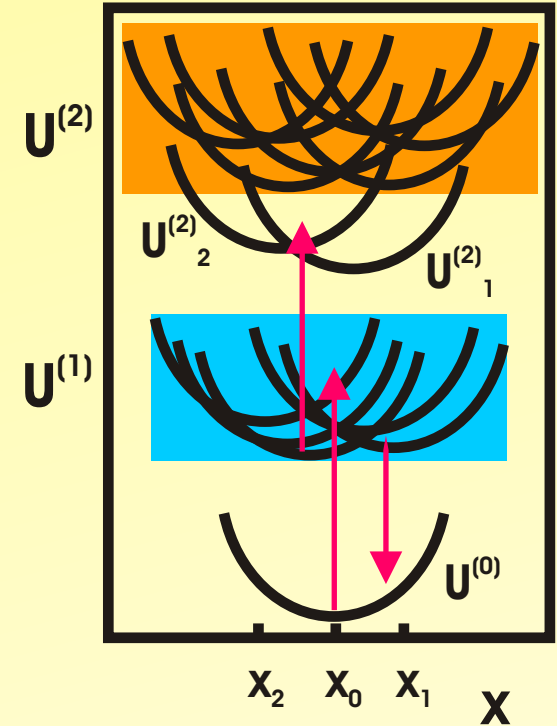
$$i\hbar \frac{\partial}{\partial t} \psi_{mn}(x, t) = \sum_{k,l} \langle \phi_{mn}|H|\phi_{kl}\rangle \psi_{kl}(x, t)$$

set of coupled “diabatic”  
chain-vibrational  
wavefunctions

$$\psi_m(x, t) = \sum_{\zeta_1, \dots, \zeta_f} A^{(m)}(\zeta_1, \dots, \zeta_f; t) \prod_{j=1}^f \psi_{\zeta_j}^{(m)}(x_j, t)$$

wavefunction  
propagation using  
the MCTDH-method

# Transient absorption signal of a sequential pump-probe experiment

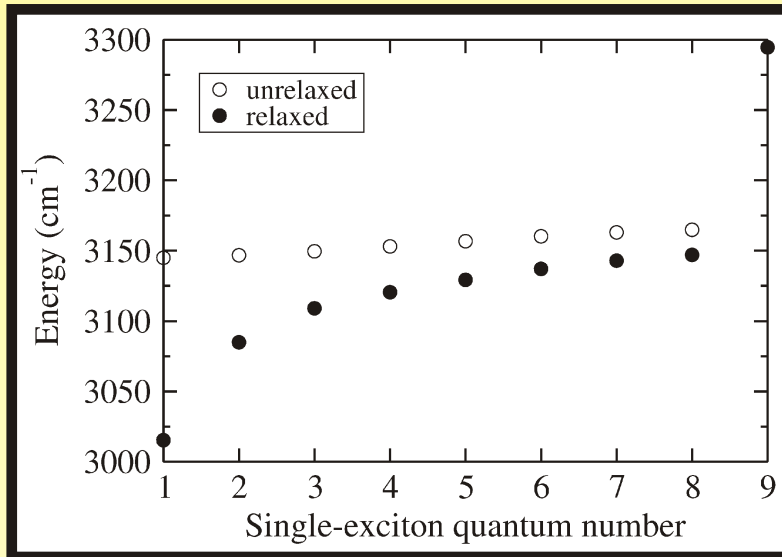


$$\Delta A_{\text{pr}}(\omega) \sim \text{Im}(-R_{\text{pr}}^{(\text{GB})}(\omega) - R_{\text{pr}}^{(\text{SE})}(\omega) + R_{\text{pr}}^{(\text{EA})}(\omega))$$

$$R_{\text{pr}}^{(\text{GB})}(t) \sim \int dx \sum_{\tilde{m}} d_{\tilde{m}}^* \psi_0^{(\text{rel})*}(x) \psi_{\tilde{m}}(x, t) \quad R_{\text{pr}}^{(\text{SE})}(t) \sim \int dx \sum_{\tilde{m}} d_{\tilde{m}} \psi_{\tilde{m}}^{(\text{rel})*}(x) \psi_0(x, t)$$

$$R_{\text{pr}}^{(\text{EA})}(t) \sim \int dx \sum_{\tilde{m}} \tilde{d}_{\tilde{m}}^* \psi_{\tilde{m}}^{(\text{rel})*}(x) \tilde{\psi}_{\tilde{m}}(x, t) + \int dx \sum_{\tilde{m}, \tilde{n}} (d_{\tilde{m}}^* \psi_{\tilde{n}}^{(\text{rel})*}(x) + d_{\tilde{n}}^* \psi_{\tilde{m}}^{(\text{rel})*}(x)) \tilde{\psi}_{\tilde{m}\tilde{n}}(x, t)$$

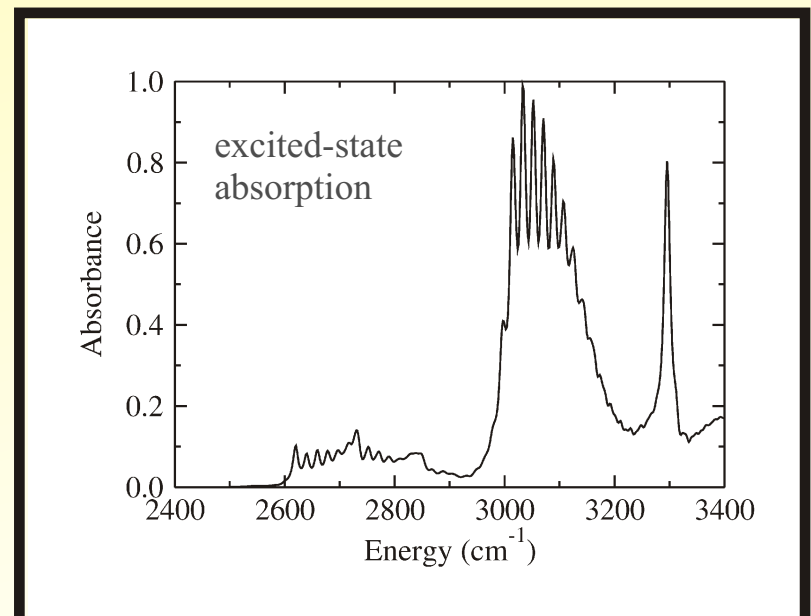
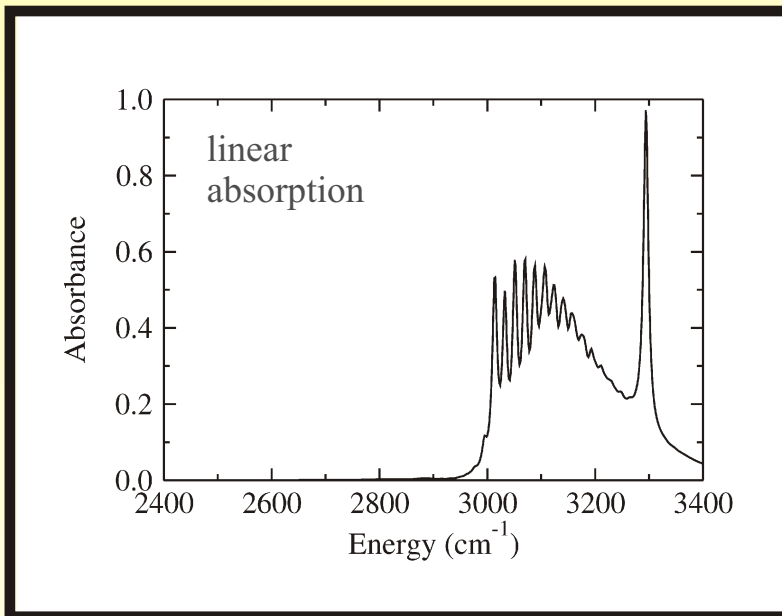
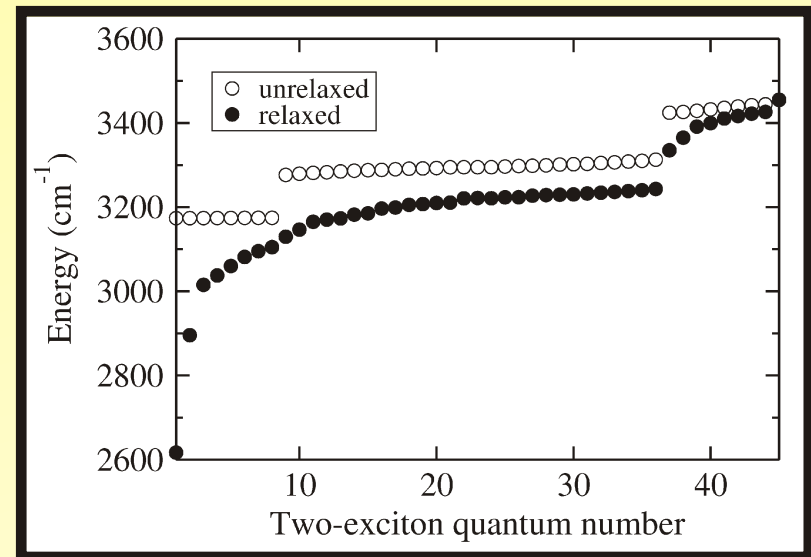
# Adiabatic single- and two-exciton levels related to the NH-vibrations in a chain of 9 units and respective spectra of linear and excited-state absorption



$$= 300 \text{ pN}$$

$$J = 5 \text{ cm}^{-1}$$

$$= 1 \text{ ps}$$



# Acknowledgment

**Ben Brüggemann (Lund)**

**Dmitry Tsivlin (Berlin)**

**Hans-Dieter Meyer (Heidelberg)**

**DFG (Sfb 450)**